



P.O. Box 2956 · Syracuse · New York · 13220
 Phone: (315) 433-1150 Fax: (315)433-1521
 Toll Free US & Canada(800) 334-0837
 Email: sales@infitec.com



BRR SERIES BINARY DIGITAL PLUG-IN RECYCLING TIME DELAY RELAY



FEATURES

- Micro-controller Based Circuitry
- Switch Selectable Delays To 310 Mins., In 7 Ranges
- No First Cycle Effect
- Wide Voltage Selection 24-230 VAC, 12-110 VDC
- 10 Ampere DPDT Output Rating
- 8 Pin, 11 Pin, Stab/Square Base Plug-In Termination
- Rocker Type Time Delay Adjustment Switches For
- Positive Switch Settings
- UL / cUL, CE Marking

SPECIFICATIONS

1. Time Delay.

- 1.1 Type: Micro-controller based circuitry
- 1.2 Range: Seven ranges available.
 - 1 - 0.2 to 6.2 secs. in 0.2 sec. increments
 - 2 - 1 to 31 secs in 1 sec. increments
 - 3 - 2 to 62 secs. in 2 sec. increments
 - 4 - 0.2 to 6.2 mins. in 0.2 min. increments
 - 5 - 1 to 31 mins. in 1 min. increments
 - 6 - 2 to 62 mins. in 2 min. increments
 - 7 - 10 to 310 minutes in 10 min. increments
 Five switches to set the "ON" time and five switches to set the "OFF" time. The count is binary.
- 1.3 Repeat accuracy: $\pm 0.1\%$ under fixed conditions
- 1.4 Setting accuracy: $\pm 2\%$
- 1.5 Reset time: 200 milliseconds maximum
- 1.6 Recycle time: 100 milliseconds during timing
200 milliseconds after timing
- 1.7 Time delay vs. voltage and temperature: $\pm 2\%$

2. Input.

- 2.1 Operating voltage: 24, 120 & 230 VAC
12, 24/28 & 110 VDC
- 2.2 Tolerance: $\pm 20\%$ of nominal
- 2.3 Frequency: 50 - 60 Hertz

3. Output.

- 3.1 Type: Electromechanical relay
- 3.2 Form: DPDT
- 3.3 Rating: 10 amperes resistive @ 30 VDC, 120/240 VAC
- 3.4 Life: Electrical - full load - 100,000 operations
Mechanical - 10,000,000 operations

4. Protection.

- 4.1 Electrical fast transient Immunity: IEC 61000-4-4
- 4.2 Surge Immunity: IEC 61000-4-5
- 4.3 Dips, shorts and interruptions Immunity: IEC 61000-4-11
- 4.4 Polarity: D.C. units are reverse polarity protected
- 4.5 Dielectric breakdown: 1500 volts RMS minimum

5. Mechanical.

- 5.1 Mounting: Plug-in
- 5.2 Termination: Octal (8 pin), Magnal (11 pin) or 11 pin stab/square base plug-in

6. Environmental.

- 6.1 Operating temperature: -20°C to $+80^{\circ}\text{C}$
- 6.2 Storage temperature: -30°C to $+85^{\circ}\text{C}$

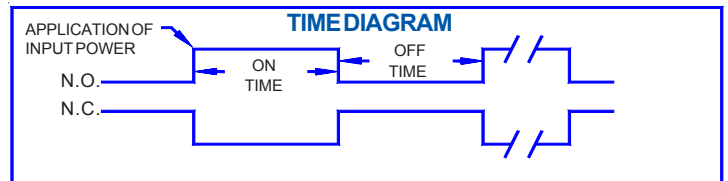


MODE OF OPERATION - SERIES

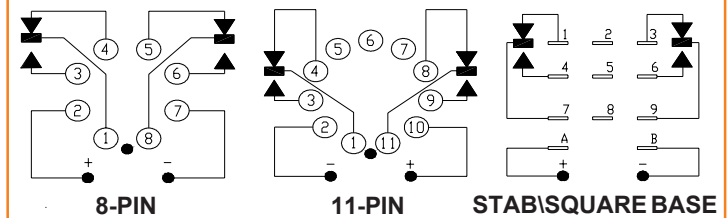
ON/OFF RECYCLE

Upon application of power to the input terminals, the ON delay begins and the output contacts transfer. Upon completion of the ON delay, the output contacts revert to their original position and the OFF delay begins. Upon completion of the OFF delay, the output contacts again transfer and the cycle repeats. Reset is accomplished by removal of input power.

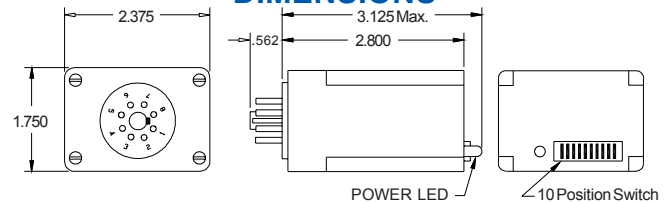
OFF/ON RECYCLE = Opposite of ON/OFF recycle



CONNECTION DIAGRAMS



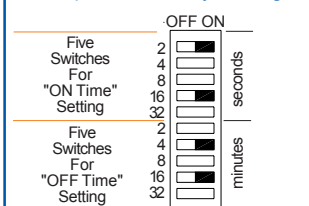
DIMENSIONS



ORDERING INFORMATION

SERIES	BASE STYLE	INPUT VOLTAGE	CYCLE	ON TIME	OFF TIME
BRR	1 - Octal Plug-In (8 Pin) 2 - 11 Pin Plug-In 3 - 11 Pin Stab/Square Base	1 - 12 VDC	1 - On Time First 2 - Off Time First	1 - .2 to 6.2 Secs.	1 - .2 to 6.2 Secs.
		2 - 24/28 VDC		2 - 1 to 31 Secs.	2 - 1 to 31 Secs.
		3 - 110 VDC		3 - 2 to 62 Secs.	3 - 2 to 62 Secs.
		4 - 24 VAC		4 - .2 to 6.2 Mins.	4 - .2 to 6.2 Mins.
		5 - 120 VAC		5 - 1 to 31 Mins.	5 - 1 to 31 Mins.
		6 - 230 VAC		6 - 2 to 62 Mins.	6 - 2 to 62 Mins.
		7 - 10 to 310 Mins.		7 - 10 to 310 Mins.	

Example Time Delay Settings



Example: 18 seconds ON, 20 minutes OFF