



P.O. Box 2956 · Syracuse · New York · 13220
 Phone: (315) 433-1150 Fax: (315) 433-1521
 Toll Free US & Canada: (800) 334-0837
 Email: sales@infitec.com

UMS300

ENCAPSULATED UNIVERSAL TIMING CONTROL

FEATURES

- 65° Ambient Operation
- Externally Adjustable from .2 to 8 Minutes
- Encapsulated Construction
- 2 Terminal Connection
- High Reliability
- No First Cycle Effect
- Low Cost
- 19-264 Volts AC or DC Operation
- 1 Unit to Stock
- UL/cUL Recognized

SPECIFICATIONS

1. Time Delay

- 1.1 Type: External Adjust
- 1.2 Range: 0.2 to 8 Minutes (12 to 480 Seconds)
 Note: 3 Megohm RT = Maximum Time Delay.
 For shorter delays, every 6.5K of resistance provides one second. (6.5K/Second)
- 1.3 Repeat Accuracy: ±2% Under Fixed Conditions
- 1.4 Reset Time: 50 Milliseconds Maximum
- 1.5 Recycle Time: 100 Milliseconds During Timing
 50 Milliseconds After Timing

2. Input

- 2.1 Operating Voltage: 19 - 264 Volts AC or DC
- 2.2 Frequency: 50 - 60 Hertz

3. Output

- 3.1 Type: Solid State
- 3.2 Form: SPST
- 3.3 Rating: 1 Ampere Maximum, 10 Ampere Inrush
 (40mA Minimum or Consult Factory)
- 3.4 Life: 100,000,000 Operations Minimum

4. Protection

- 4.1 Transient: ±1500 Volts for 150 Microseconds
- 4.2 Dielectric Breakdown: 1500 Volts RMS Minimum

5. Mechanical

- 5.1 Mounting: One #8 or #10 Screw
- 5.2 Termination: 1/4" Quick Connect Terminals
- 5.3 Style: Surface Mount Encapsulated


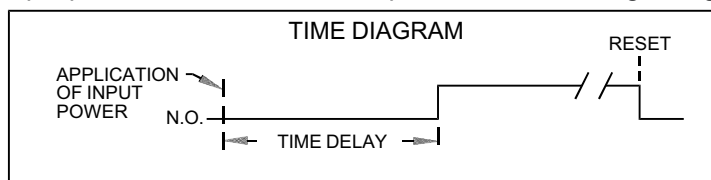
6. Environmental

- 6.1 Operating Temperature: -20°C to +60°C
- 6.2 Storage Temperature: -30°C to +85°C
- 6.3 Humidity: 95% Relative, Non-Condensing

MODE OF OPERATION

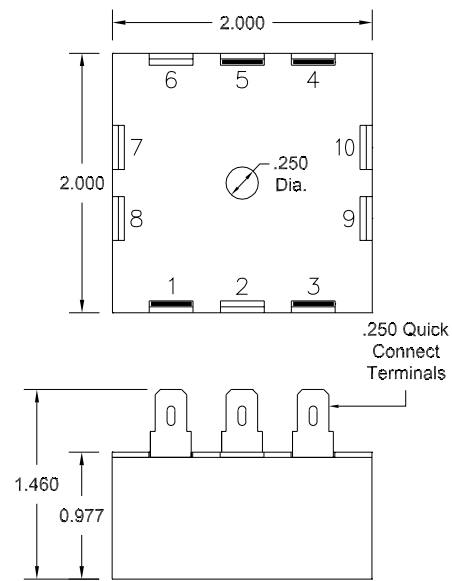
DELAY ON MAKE

Upon application of power to the input terminals, the time delay begins. At the completion of the pre-selected time delay, the output contact transfers. Reset is accomplished by removal of input power. There is no false output when reset during timing.

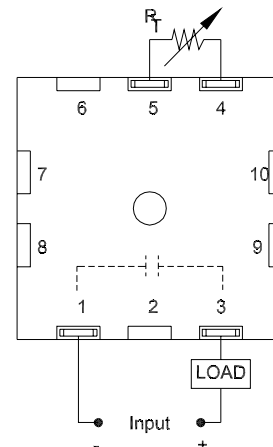


File E80165
 UL Guide NKCR2
 cUL Guide NKCR8

DIMENSIONS



CONNECTION DIAGRAM



ORDERING INFORMATION

ORDER P/N: UMS300