




P.O. Box 2956 • Syracuse • New York • 13220
 Phone: (315) 433-1150 Fax: (315) 433-1521
 Toll Free US & Canada (800) 334-0837
 Email: sales@infitec.com



H_SQ SERIES DIGITAL ENCAPSULATED POWER TIME DELAY MODULES



FEATURES

- C/MOS Digital Circuitry
- Time Delays From 0.05 Seconds To 1000 Minutes
- No First Cycle Effect
- Fully Solid State And Encapsulated
- 0.5% Repeat Accuracy
- Three Different Modes Of Operation
- Output Current Ratings To 25 Amp Steady State, 250 Amp Inrush
- Low Cost Mounting And Termination
- Fixed Or Adjustable Time Delays
- UL/cUL Recognized

SPECIFICATIONS

1. Time Delay.

- 1.1 Type: C/MOS digital circuitry
- 1.2 Range: From 0.05 seconds to 1000 minutes.
Fixed delays available
- 1.3 Repeat accuracy: $\pm 0.5\%$ under fixed conditions
- 1.4 Setting accuracy: $\pm 10\%$
- 1.5 Reset time: 50 milliseconds maximum
- 1.6 Recycle time: 100 milliseconds during timing,
50 milliseconds after timing
- 1.7 Time delay vs. voltage and temperature: $\pm 2\%$
- 1.8 External resistance (remote adjust only) : Max. delays=
1 megohm for ranges 1 - 6H, 3 megohms for range 7

2. Input.

- 2.1 Operating voltage: 24, 120 & 230 VAC
- 2.2 Tolerance: $\pm 20\%$ nominal
- 2.3 Frequency: 50 - 60 Hertz

3. Output.

- 3.1 Type: Solid state
- 3.2 Form: SPST
- 3.3 Ratings:
 - A- 6 amp steady state, (60 amp inrush, 200 mA. min.)*
 - B- 10 amp steady state, (100 amp inrush, 225 mA. min.)*
 - C- 15 amp steady state, (150 amp inrush, 250 mA. min.)*
 - D- 2.5 amp steady state, (50 amp inrush, 150 mA. min.)*
 - H- 25 amp steady state, (250 amp inrush, 500 mA. min.) ■
- * Maximum plate temperature: 85°C
- Maximum plate temperature: 60°C
- 3.4 Life: 100,000,000 operations minimum under full load

4. Protection.

- 4.1 Transient: ± 1500 volts for 150 microseconds
- 4.2 Dielectric breakdown: 1500 volts RMS minimum

5. Mechanical.

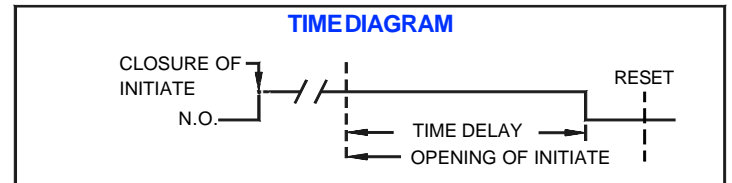
- 5.1 Mounting: One #8 or #10 screw
- 5.2 Termination: 1/4" quick connect terminals
- 5.3 Style: Surface mount / encapsulated with heat sink surface *(see dimensional drawing)

6. Environmental.

- 6.1 Operating temperature: -20°C to +80°C
- 6.2 Storage temperature: -30°C to +85°C
- 6.3 Humidity: 95% relative, non-condensing

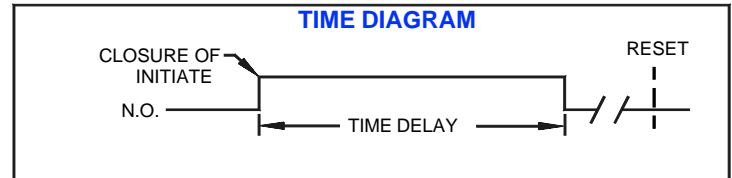
MODE OF OPERATION - SERIES DELAY ON BREAK - HBSQ

Power must be applied to the input at all times prior to and during timing. Upon closure of the initiate switch, the output contact transfers and remains transferred if no further action is taken. When the initiate switch is opened, the time delay begins. At the completion of the pre-selected delay period the contact reverts to its original position. Removal of input power will reset the control. If the initiate switch is closed during timing, the output remains transferred and the time delay is reset.



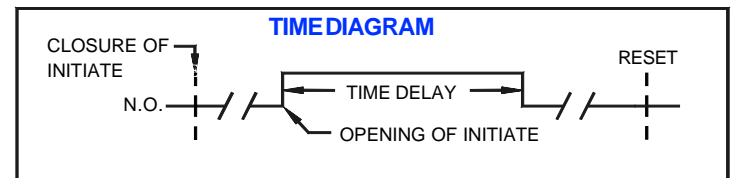
SINGLE-SHOT - HSSQ

Power must be applied to the input at all times prior to and during timing. Upon closure of the initiate switch (momentary or maintained) the output contact transfers and the time delay begins. At the completion of the pre-selected delay period, the output contact reverts to its original position. Removal of input power will reset the control.

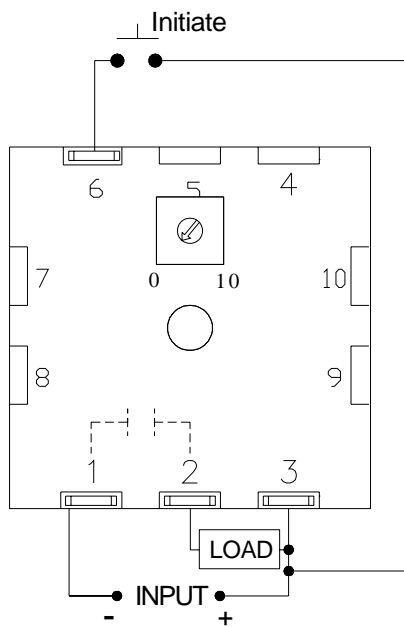


TRAILING EDGE TRIGGERED - HTSQ

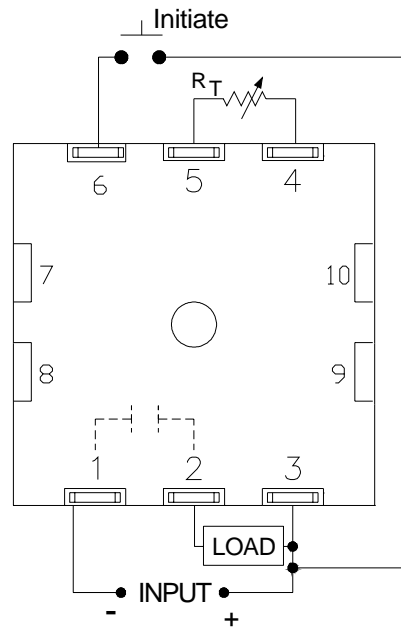
Power must be applied to the input at all times prior to and during timing. Upon closure of the initiate switch, nothing happens. When the initiate switch is opened, the time delay begins and the output contact transfers. At the completion of the pre-selected delay period the contact reverts to its original position. Removal of input power will reset the control. If the initiate switch is closed during timing, the output contact reverts to its original position and the time delay is reset.



CONNECTION DIAGRAMS

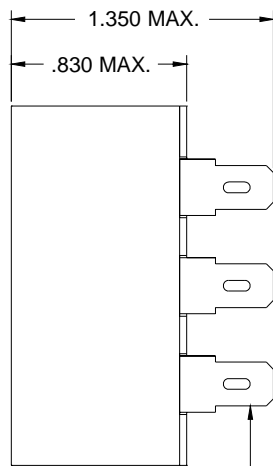


**HBSQ/HSSQ/HTSQ
(Local Adjustment Shown)**



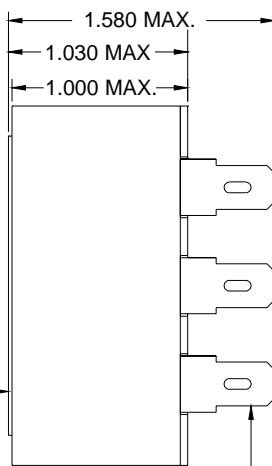
**HBSQ/HSSQ/HTSQ
(Remote Adjustment Shown)**

DIMENSIONS



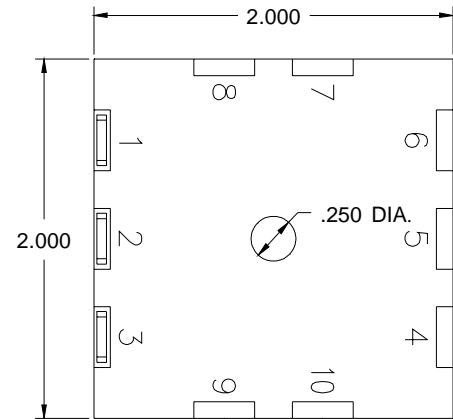
**2.5
Ampere
Version**

.250 QUICK
CONNECT
TERMINALS



**ALUMINUM
HEAT SINK
SURFACE
(SEE NOTE BELOW)**

.250 QUICK
CONNECT
TERMINALS



6, 10, 15 & 25 Ampere Versions

NOTE:

For maximum current rating the unit's metal backing must be installed against an aluminum surface of at least 1/16" thickness. A suitable thermal compound should be applied to the unit's metal surface prior to mounting. Refer to Application Note #AN1001 HEATSINKING HIGH CURRENT SOLID STATE CONTROLS

ORDERING INFORMATION

SERIES	INPUT VOLTAGE	OUTPUT RATING	ADJUSTMENT	TIME DELAY RANGE
HBSQ HSSQ HTSQ	4 - 24 VAC 5 - 120 VAC 6 - 230 VAC	A - 6 Amp B - 10 Amp C - 15 Amp D - 2.5 Amp H - 25 Amp	0 - Local Adjust 1 - Fixed 2 - Remote Adjust	See Time Delay Range Chart