



QFS SERIES DC FLASHER

P.O. Box 2956 · Syracuse · New York · 13220
 Phone: (315) 433-1150 Fax: (315) 433-1521
 Toll Free US & Canada (800) 334-0837
 Email: sales@infitec.com

FEATURES

- C/MOS Digital Circuitry
- Fully Solid State
- 2 Terminal, In-Line Connection
- Flash Rate of 75 Flashes Per Minute
- For Incandescent & Resistive Loads
- Output Ratings From 0.25 to 2.5 Amperes (see input voltage)
- Totally Encapsulated To Withstand Harsh Environment
- UL/cUL Pending

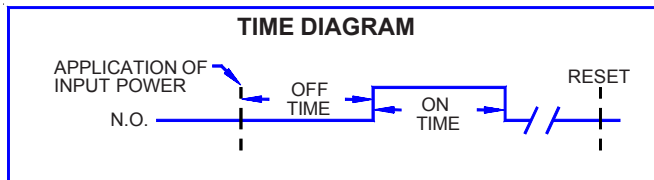
SPECIFICATIONS

- 1. Input.**
 - 1.1 Operating voltage: 12, 24, 36, 48, 72 & 110 VDC
 - 1.2 Tolerance: $\pm 15\%$ of nominal
- 2. Output.**
 - 2.1 Type: Solid state
 - 2.2 Rating: QFS12 = 2.5 Amperes
 QFS24 = 1.5 Amperes
 QFS36 = 1 Ampere
 QFS48 = 0.75 Amperes
 QFS72 = 0.5 Amperes
 QFS110 = 0.25 Amperes
 - 2.3 Load Type: Incandescent or Resistive
- 3. Flash Rate.**
 - 3.1 Standard FPM: 75 ($\pm 10\%$)
 (at nominal operating voltage)
 - 3.2 ON / OFF Ratio: Approximately 50%
- 4. Mechanical.**
 - 5.1 Mounting: One #8 or #10 screw
 - 5.2 Termination: 1/4" quick connect terminals
 - 5.3 Style: Surface mount encapsulated
- 5. Environmental.**
 - 5.1 Operating temperature: -20°C to $+60^{\circ}\text{C}$
 - 5.2 Storage temperature: -30°C to $+85^{\circ}\text{C}$
 - 5.3 Humidity: 95% relative non-condensing

MODE OF OPERATION

OFF / ON FLASHER

Upon application of power and with the load in place, the output will cycle OFF and ON at its fixed flash rate. To reset, remove power.

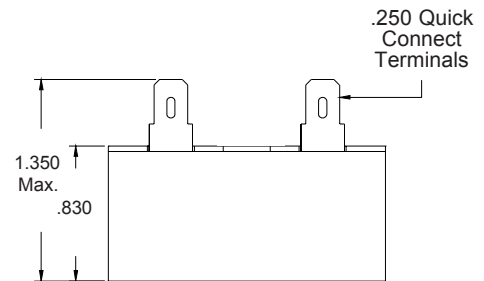
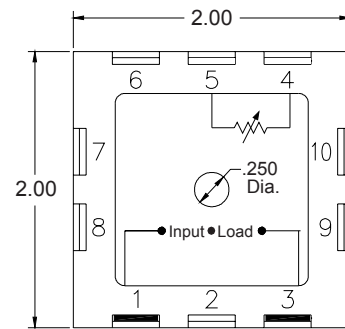


ORDERING INFORMATION

SERIES	INPUT VOLTAGE
QFS	12 - 12 VDC
	24 - 24 VDC
	36 - 36 VDC
	48 - 48 VDC
	72 - 72 VDC
	110 - 110 VDC



DIMENSIONS



CONNECTION DIAGRAM

